

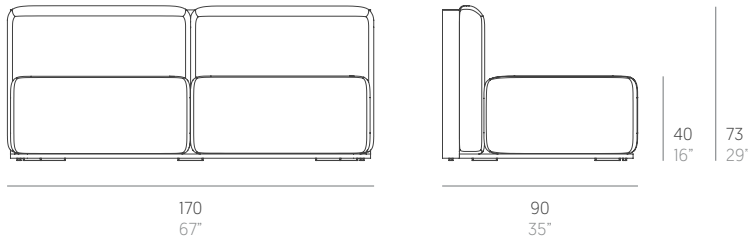
## Islablanca

José A. Gandía-Blasco Canales

### Modular 4. Sectional 4



#### Medidas. Sizes



#### Materiales. Materials

Aluminio termolacado.  
Asiento y respaldo de gomaespuma de poliuretano reutilizable y fibra de poliéster con tejido hidrófugo.  
Cojín de fibra de poliéster con tejido hidrófugo.  
Tapicería de tejido técnico para exterior desenfundable.  
Funda protectora [opcional].

Powder-coated aluminium.  
Seat and backrest in reusable polyurethane foam rubber and polyester fibre with water-repellent fabric.  
Polyester fiber cushion/pillow with water-repellent fabric.  
Removable technical upholstery for outdoor use.  
Protective cover [optional].

#### Características. Characteristics

Estructura. Frame  
PT23706  
📦 13,5 Kg - 29.7 lbs

Colchoneta. Mat. Cushion  
PT24135  
📦 18,5 Kg - 40.7 lbs

Cojín. Cushion. Pillow  
PT24187  
50x50 cm / 20"x20" | 📦 1,3 Kg - 2.86 lbs

Funda protectora. Protective cover  
163600  
184x98x55h cms / 72"x39"x22"h

Caja. Box  
1 ud / unit | 1,45 m³ - 51.11 ft³

#### Mantenimiento. Maintenance

Ver apartado de limpieza y mantenimiento [gandiablasco.com](http://gandiablasco.com)

See cleaning and maintenance section [gandiablasco.com](http://gandiablasco.com)

## Colores y acabados. Colours and finishes

---

### Aluminium























































9016	7038	1019	Gold	1005	7006	6013
White	Agate grey	Sand		Honey	Bronze	Leaf





7033	6007	Cuprum	3005	7043	5008	Night blue	9011
Cement grey	Bottle green		Wine red	Anthracite	Grey blue		Black

## Colores y acabados. Colours and finishes

### Combinaciones. Combinations

WHITE		SAND			ORANGE		GARNET		GREEN	
										
										
										
										
										
										
										


### SEAMS

## Colores y acabados. Colours and finishes

### Combinaciones. Combinations

#### BLUE



NAÚTICA  
Silvertex jet




WARM  
Patio 780



SOFT  
Saint-Tropez navy




SOFT  
Panama brisa




SOFT  
Gofre navy



WARM  
Moaré light blue




WARM  
Patio 730



WARM  
Minoa denim

#### GREY




NAÚTICA  
Silvertex Aluminium



SOFT  
Espiga grey




WARM  
Bora bora 50




WARM  
Patio 170




NAÚTICA  
Silvertex plata




SOFT  
Gofre grey




WARM  
Patio 110




WARM RECYCLED  
Amelia grey 602




NAÚTICA  
Silvertex sterling




SOFT  
Saint-Tropez graphite




WARM  
Tulum warm grey



WARM RECYCLED  
Iris domino 406



NAÚTICA  
Silvertex carbon



SOFT  
Gofre graphite



WARM  
Bora bora 59



WARM RECYCLED  
Iris black 200



SOFT  
Solids shingles




SOFT  
Solids carbon




WARM  
Bora bora 54



WARM PREMIUM  
Libera smoke 003



SOFT  
Saint-Tropez grey




SOFT  
Panama hollin




WARM  
Lino peanut




WARM PREMIUM  
Chester grey




SOFT  
Natté grey chiné



SOFT  
Natté sunlight




WARM  
Moaré black




WARM RECYCLED  
Tribal graphite


#### BROWN




SOFT  
Panama coco




SOFT  
Espiga moka



WARM  
Minoa trigo




WARM  
Tulum sunrise



WARM  
Patio 150




WARM  
Minoa tobacco



WARM PREMIUM  
Chester moka

#### RED




SOFT  
Panama cherry



NAÚTICA  
Silvertex tomato




WARM RECYCLED  
Iris red 306




WARM PREMIUM  
Chester sock

### SEAMS




White 2000



Night blue 825



Night blue 825




White 2000




Grey 850



Grey 850




White 2000



Brown 975



Brown 975



White 2000



Red 501